



Covenant of Mayors
for Climate & Energy
EUROPE



COVENANT OF MAYORS FOR CLIMATE AND ENERGY



www.eumayors.eu

Part of the



GLOBAL COVENANT
of MAYORS for
CLIMATE & ENERGY

The Covenant of Mayors for Climate & Energy - Europe



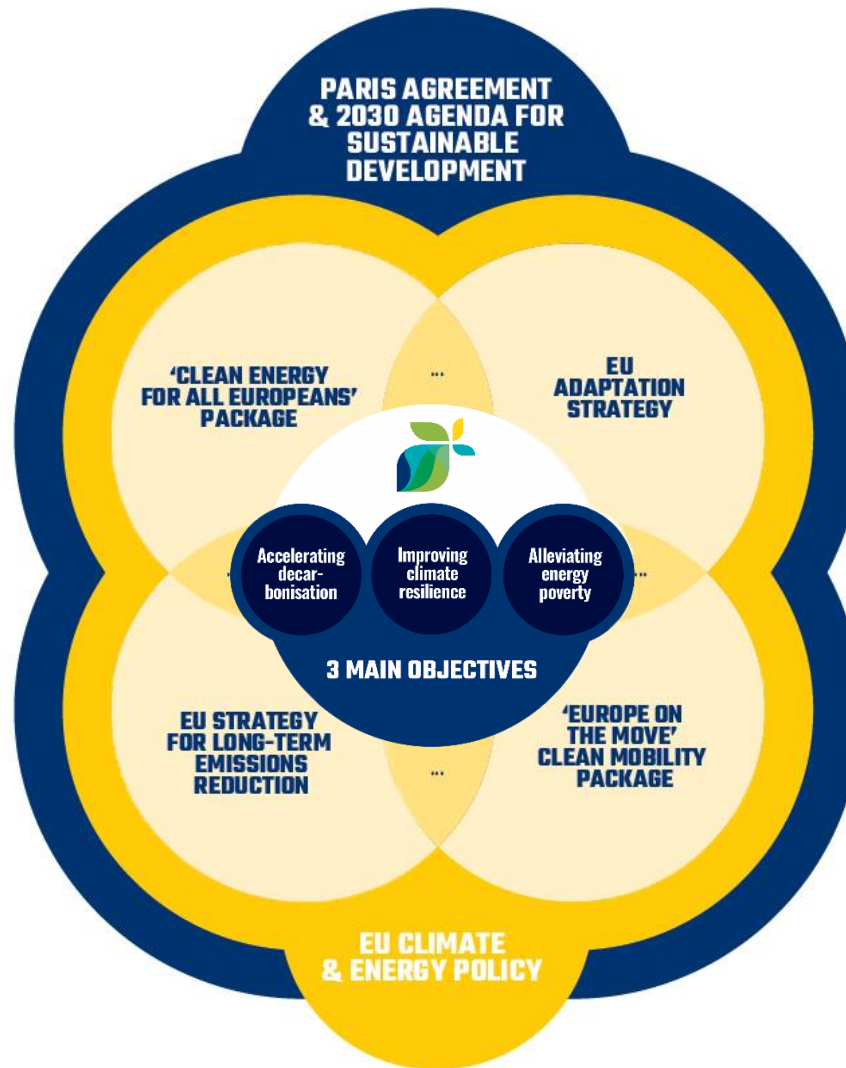
As part of the European Covenant of Mayors movement, **cities and towns** are taking **climate and energy action** to secure a **better future** for their citizens.

Matching local objectives and EU policy




-40%
in CO₂ emissions
by 2030

Matching local objectives and EU policy

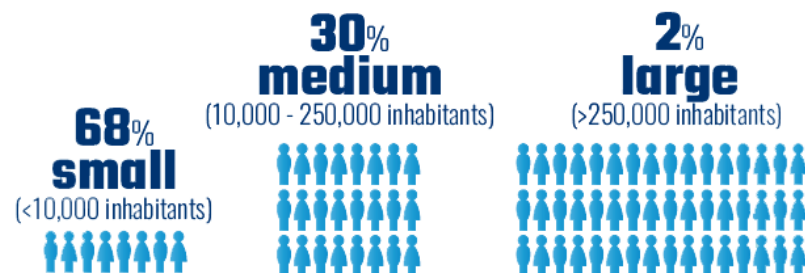


The Covenant of Mayors in Europe

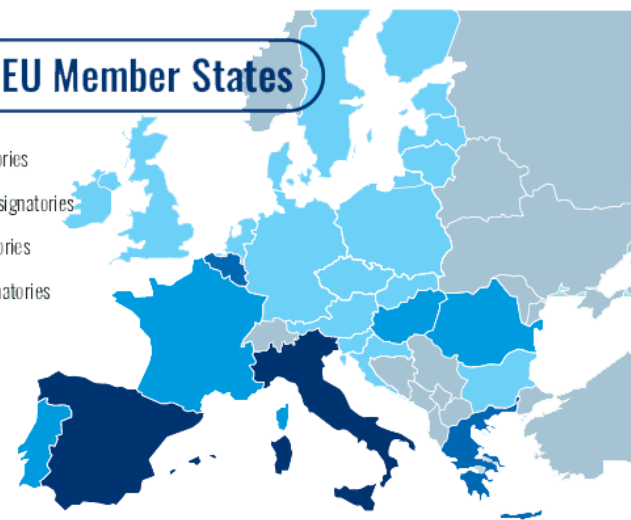


AN INCLUSIVE MOVEMENT

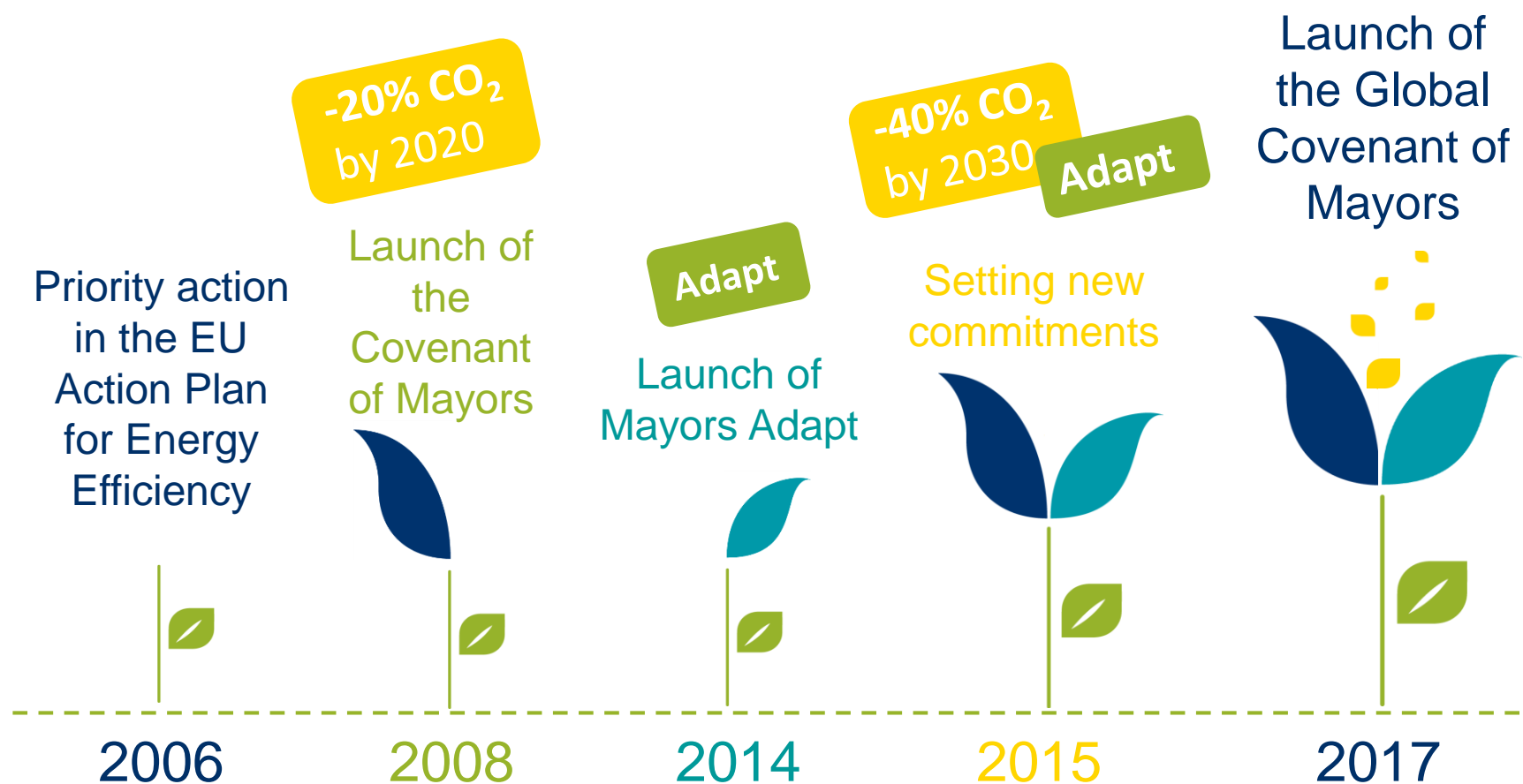
Gathering local governments of all sizes



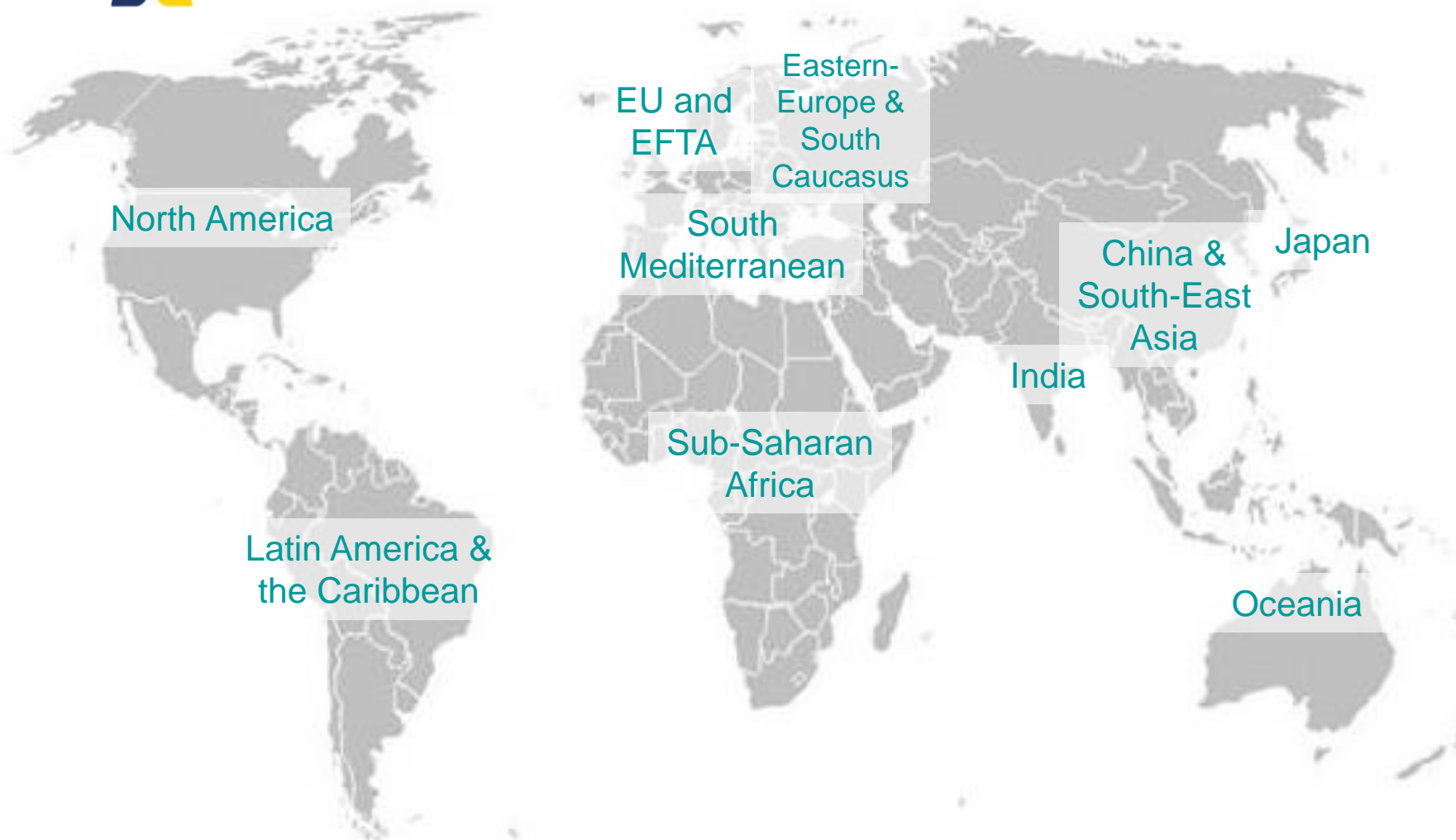
From all EU Member States



Evolution of the initiative



The Covenant of Mayors in the world



The Covenant Political Board



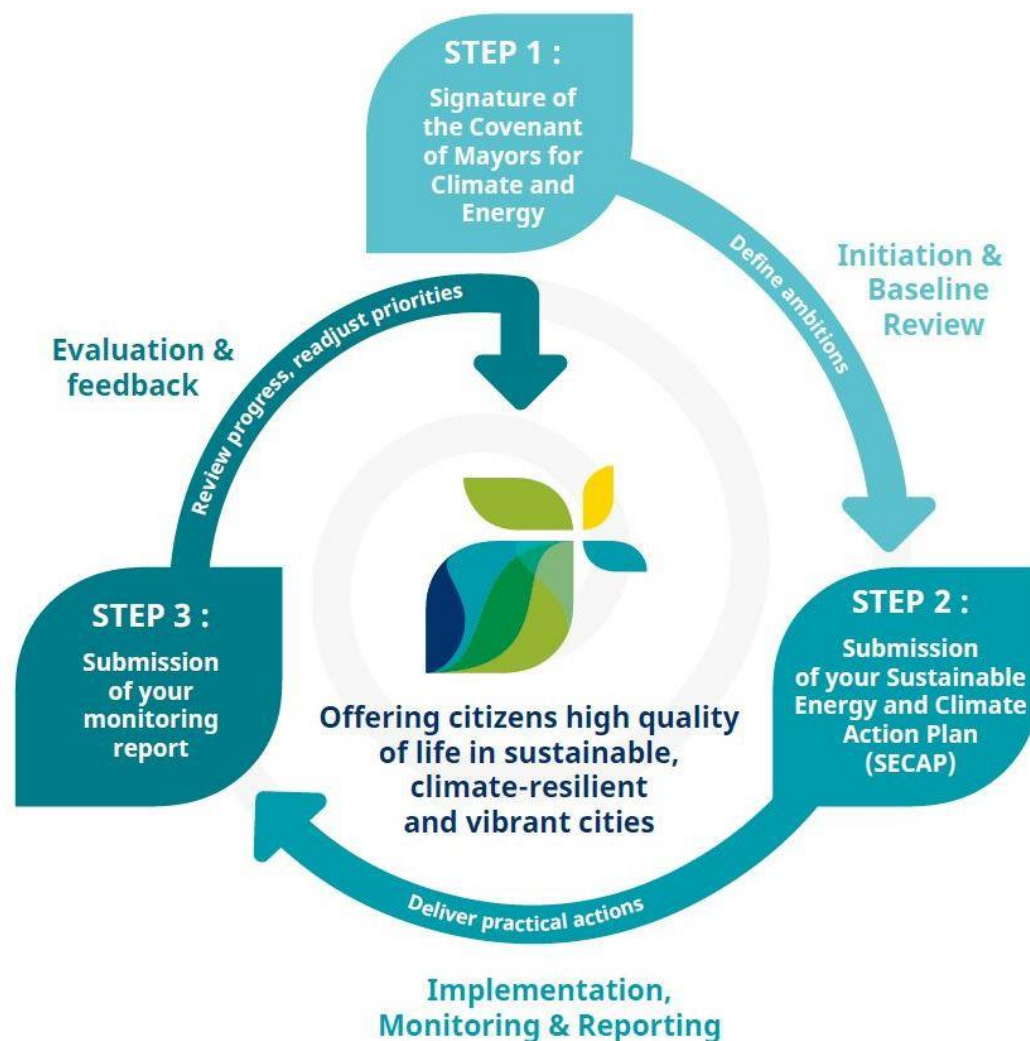
“I count on cities to continue forging ahead [...] to raise European ambitions and to inspire others beyond.”

Maroš Šefčovič, Vice-President
of the European Commission
for the Energy Union



Mayors from the Political Board meeting with EU Commissioner for Climate Action and Energy Miguel Arias Cañete
Brussels, 2018

The Covenant step by step



A reference framework for action



- Consistency and transparency
- Flexibility and adjustability to local realities
- Feedback of action plans
- Promotion and exchange of experience

The EU Covenant of Mayors Community




8,800+ signatories

villages, towns, cities, counties



Already 930+ committed
to the **2030** objectives



200+ Coordinators

*regions, provinces, ministries,
national funds & agencies*



180+ Supporters

*national and regional associations, networks,
local and regional agencies, NGOs...*



The EU Covenant of Mayors in figures



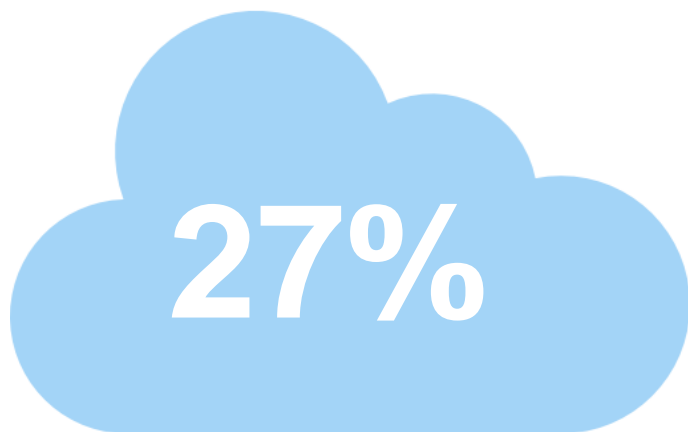
6,000+
Action Plans
developed



2,300+
signatories
reporting
progress



233,000+
Actions
reported



Expected average CO₂-
emission reduction by
2020

Achievements of signatory cities



As of 2017:

- 23%

greenhouse gas emissions

- 14%

energy consumption

x4

share of renewable energy sources
in final energy consumption (**14%**)


x3

local renewable energy production

Supporting signatories



With specific methodological materials



Guidance
materials

Action Plan template & instructions



Supporting signatories



With a dedicated online support tool for adaptation






- 1 Preparing the ground for adaptation
- 2 Assessing climate change risks and vulnerabilities
- 3 Identifying adaptation options
- 4 Assessing and selecting adaptation options
- 5 Implementing adaptation
- 6 Monitoring and evaluating adaptation


Supporting signatories









With an online interactive funding guide

Interactive funding guide

loan| I  Support for  Support to 

Country 

ADVANCED SEARCH [Clear all](#)

 European Structural and Investment Funds	 European Funding Programmes	 Project Development Assistance	 Financial Institutions Instruments	 Alternative Financing Schemes
Cohesion Fund	CEF	EEEF	EFSI	Citizen Cooperatives
EAFRD	Horizon 2020 	ELENA	Municipal loans	Crowd-funding
EMFF	JPI Urban Europe	Horizon 2020 PDA	NCFF	EPC
ERDF	LIFE	JASPERS		Green municipal bonds
ESF	Territorial Cooperation 			on-bill-financing
	UIA			Revolving loan funds
	URBACT			Soft loans, guarantees


Support services

Supporting signatories



With a capacity-sharing platform:

Resource Library

-  Search, add and rate among hundreds of resources, including good practices, case studies, handbooks, webinar recordings, etc.

Discussion Forums

-  Exchange with your peers

www.eumayors.eu

 **MY COVENANT**



Supporting signatories



With capacity-building events (number of event organised last year):

- Webinars (10)
- Thematic coalitions (3)
- Events (20)
- City-twinning programme (7)



Supporting signatories



With specific helpdesks:

- General helpdesk
- Supporter helpdesk
- Coordinator helpdesk
- Country-specific

helpdesks:

- Italy
- Spain
- Germany
- Austria

3,100+

requests from cities
handled by the helpdesk
teams last year (2018)



Signatories taking action



- *Improving energy efficiency through transformation of the public lighting system*

	Monsano	 Signatory since 2016
		 3,300+ inhabitants



MITIGATION

Facts and figures

- **70%** reduction in energy consumption compared to baseline year
- CO2 emission reduction: **153 tons**
- **€950,000** Energy Performance Contract



Signatories taking action



- *Encouraging households to help protect the city from pluvial floods*

 Bratislava	 Signatory since 2012  422,000+ inhabitants
---	--



ADAPTATION

Facts and figures

- **€50,000** subsidy in 2016
- **€40,000** subsidy in 2017
- **40+** beneficiaries of the subsidy
- **50%** of total project costs covered



Signatories taking action



- *Engaging with citizens from deprived neighbourhoods to promote solutions to energy poverty*

 Brest	 Signatory since 2009  215,000+ inhabitants
--	--



**ENERGY
POVERTY**

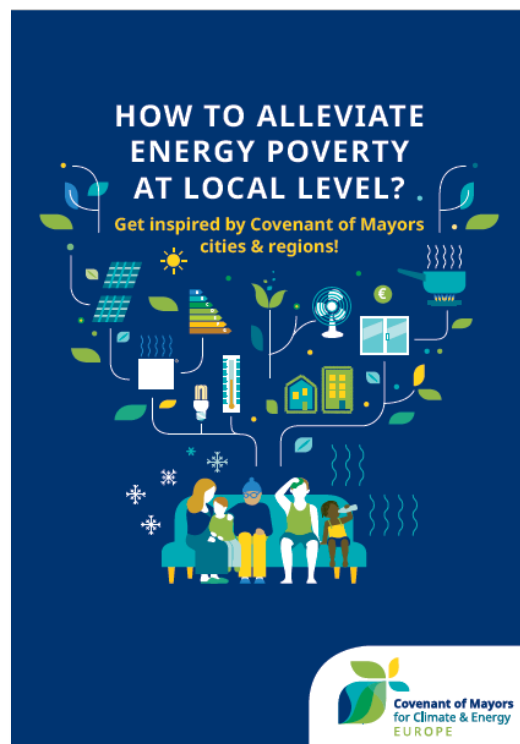
Facts and figures

- **150** energy visits to households between 2016 and 2018
- **118 kg** CO₂eq saved/household/year thanks to energy visits
- **€138** saved/household/year (water + electricity) following energy visits



©Energence

More local actions...



Part of the



Thank you!



With the support of the European Union

More info:

www.eumayors.eu